


# ERGEBNISSE – RESULTS – KLASSEMENTS



## 46. Internationale Cottbuser Junioren–Etappenfahrt 2023



**Junioren-Etappenfahrt**



## # 1 Rund um Drebkau

### 31. März 2023

# KLASSEMENT


















www.rsc-cottbus.de

Renntitel: **46. Int. Cottbuser Junioren-Etappenfahrt 2023 | #1 | Rund um Drebkau**  
 Veranstalter: RSC Cottbus e.V. Ausrichter: RSC Cottbus e.V.  
 Datum/Date: 31.03.2023 Art: Strasse Ort/Place: Drebkau

## Rennen #1 - Altersklasse: U19 Junioren (2.10)

Disziplin: Straßenrennen, 4 Rd. a 19.3 km = 77.2 km

Name: Durchschnitt: 47,884 km/h

Pl.	Nr.	UCI-ID	NAME Vorname	Team	Zeit	Rückstand	Ru. Pu. Bon
Pl.	No.	UCI-ID	SURNAME Firstname	Team	Time	Gap	Rou Poi Bon
1.	182	100 753 898 95	 KURITS Karl	Team Auto Eder	01:36:44		-10
2.	186	100 473 299 20	 KRAL Krystof	* Team Auto Eder	01:36:44		-9
3.	196	100 587 442 91	 LEIDERT Louis	Team Rose NRW	01:36:44		-4
4.	136	100 224 993 34	 LARSSON Linus	* Team Bach Advokater - CEC jun	01:36:44		-2
5.	26	100 651 194 17	 VUERINCKX Thomas	Acrog-Tormans	01:36:44		
6.	123	100 204 870 87	 ORN-KRISTOFF Felix	* Team NCF Region West	01:36:44		-3
7.	213	101 060 363 40	 MAST Florian	* WRSV-Holzzer-Radsportteam	01:36:44		
8.	83	100 465 765 52	 SAFRANEK Ondrej	* Roman Kreuziger Cycling Acade	01:36:44		
9.	164	100 485 457 53	 KESSLER Bruno	Schwalbe Team Sachsen	01:36:44		
10.	61	100 797 311 52	 GALDYN Wiktor	* Polish Cycling Federation	01:36:44		
11.	184	100 483 569 08	 FIETZKE Paul	* Team Auto Eder	01:36:44		-2
12.	53	100 609 824 66	 HAMPTON Cian	LRV Oberösterreich	01:36:44		
13.	81	100 472 803 09	 KOBR Richard	Roman Kreuziger Cycling Acade	01:36:44		
14.	43	100 811 612 94	 LANGEDRAG Hermann	Glåmdalen SK Elite Junior Team	01:36:44		
15.	191	100 622 453 85	 ARENZ Leon	Team Rose NRW	01:36:44		
16.	124	101 044 015 85	 SANDSTAD Halvor Utengen	Team NCF Region West	01:36:44		
17.	25	100 758 175 07	 MEULEMANS Niel	Acrog-Tormans	01:36:44		-1
18.	133	100 969 063 17	 JOHANSEN Gustav	* Team Bach Advokater - CEC jun	01:36:44		
19.	162	100 544 783 15	 POST Niklas Fabian	* Schwalbe Team Sachsen	01:36:44		
20.	71	100 473 807 43	 BITTMAN Adam	* Rexionix Kovo Praha	01:36:44		
21.	73	100 566 316 14	 PURNOCH Matyas	* Rexionix Kovo Praha	01:36:44		
22.	5	100 458 919 93	 REIBSCH Jonas	LV Brandenburg	01:36:44		
23.	211	100 970 063 47	 EISELE Moritz	WRSV-Holzzer-Radsportteam	01:36:44		
24.	156	100 593 152 78	 SCHEITINGER Linus	LV Baden	01:36:44		
25.	176	100 960 502 89	 SCHUTE Gregor	* Stevens Juniorteam Thüringen	01:36:44		
26.	74	100 473 184 02	 SAMEC Filip	Rexionix Kovo Praha	01:36:44		
27.	171	100 364 363 15	 HAUPT Connor	Stevens Juniorteam Thüringen	01:36:44		
28.	144	100 365 956 56	 JÖRGENSEN Mads Schulz	Tscherning Cycling Academy	01:36:44		
29.	23	100 650 938 52	 VAN BYLEN Liam	Acrog-Tormans	01:36:44		
30.	55	100 511 168 59	 PREYLER Gabriel	* LRV Oberösterreich	01:36:44		
31.	142	100 609 920 65	 HERTZ Oskar	Tscherning Cycling Academy	01:36:44		
32.	94	100 564 854 07	 REVELJ Oskar	Svealand Cycling Team	01:36:44		
33.	183	100 556 620 18	 CLEMMENSEN Theodor	* Team Auto Eder	01:36:44		
34.	82	100 472 345 36	 KOHOUT Jaromir	Roman Kreuziger Cycling Acade	01:36:44		
35.	35	100 620 607 82	 WLODARCZYK Igor	ALKS Stal Grudziadz	01:36:44		
36.	93	100 225 935 06	 OLDIN Alfred	Svealand Cycling Team	01:36:44		
37.	121	100 805 711 13	 BRUUN Christopher	Team NCF Region West	01:36:44		-2
38.	116	100 561 354 96	 TÓTH Márkó	Team Lotus	01:36:44		
39.	174	100 485 468 64	 MEINBERG Eric	* Stevens Juniorteam Thüringen	01:36:44		
40.	64	100 652 948 25	 WIKA-CZARNOWSKI Dawid	Polish Cycling Federation	01:36:44		
41.	41	100 199 185 28	 JENSEN Espen	Glåmdalen SK Elite Junior Team	01:36:44		
42.	195	100 909 695 13	 TELLBÜSCHER Neal	Team Rose NRW	01:36:44		
43.	12	100 499 998 44	 ENGELHARDT Luis	* RSC Cottbus	01:36:44		
44.	3	100 583 772 10	 HOPPE Arne	LV Brandenburg	01:36:44		
45.	216	100 842 474 13	 UHLIG Linus	WRSV-Holzzer-Radsportteam	01:36:44		
46.	125	100 654 982 22	 UGLEHUS Mikal	Team NCF Region West	01:36:44		
47.	6	100 925 555 62	 RINTISCH Felix	LV Brandenburg	01:36:44		
48.	122	101 200 053 50	 LYGRA Vetle Gilje	* Team NCF Region West	01:36:44		
49.	21	100 650 943 57	 VAN DEN ABEELE Thibo	Acrog-Tormans	01:36:44		
50.	111	100 852 191 30	 CAMPEAN Catalin-Luca	* Team Lotus	01:36:44		
51.	201	100 558 013 53	 BINDER Moritz	Team Stadler Niedersachsen	01:36:44		-2
52.	65	100 603 294 35	 PERA Marcelli	* Polish Cycling Federation	01:36:44		
53.	212	100 631 158 60	 HÜBNER Ferdinand	WRSV-Holzzer-Radsportteam	01:36:44		
54.	4	100 363 894 31	 LEU Richard	LV Brandenburg	01:36:44		
55.	151	100 830 222 80	 GÖTZ Adrian	LV Baden	01:36:44		

56.	63	100 778 993 67		LATKOWSKI Dawid		Polish Cycling Federation	01:36:44	
57.	11	100 556 816 20		BINIENDA Konstantin	*	RSC Cottbus	01:36:44	
58.	42	100 202 481 26		KJELDSAND Karl Emil		Glåmdalen SK Elite Junior Team	01:36:44	
59.	84	100 047 726 83		PESEK Adam	*	Roman Kreuziger Cycling Acade	01:36:44	
60.	85	100 473 739 72		SUMPIK Pavel	*	Roman Kreuziger Cycling Acade	01:36:44	
61.	146	100 563 523 34		VAD Victor		Tscherning Cycling Academy	01:36:44	
62.	194	100 543 989 94		KINGS Ian	*	Team Rose NRW	01:36:44	
63.	131	100 484 213 70		PAARUP Jakob Falk		Team Bach Advokater - CEC jun	01:36:44	
64.	92	100 904 122 66		MAGNUSSON Gustav	*	Svealand Cycling Team	01:36:44	
65.	62	101 067 278 68		KIEREJEWSKI Igor	*	Polish Cycling Federation	01:36:44	
66.	132	100 490 057 94		MERLÖV Ville		Team Bach Advokater - CEC jun	01:36:44	
67.	135	100 489 979 16		KONGSTAD Alfred Mørch		Team Bach Advokater - CEC jun	01:36:44	
68.	155	100 362 831 35		MARKERT Florian	*	LV Baden	01:36:44	
69.	205	100 789 227 19		UNRUH Mirko	*	Team Stadler Niedersachsen	01:36:44	
70.	214	101 200 250 53		WALZER Lukas		WRSV-Holzzer-Radsportteam	01:36:44	
71.	75	100 472 530 27		SILHAVY Daniel		Rexonix Kovo Praha	01:36:44	
72.	114	100 797 173 11		STANIC Dusan	*	Team Lotus	01:36:44	
73.	14	100 458 904 78		GERMER Paul	*	RSC Cottbus	01:36:44	
74.	206	100 558 031 71		PETRY Paul-Felix	*	Team Stadler Niedersachsen	01:36:44	
75.	2	100 583 791 29		BENGELSDORF Lui		LV Brandenburg	01:36:44	-3
76.	76	100 473 154 69		SILHAVY Ondrej		Rexonix Kovo Praha	01:36:44	
77.	86	100 936 805 60		HLADIK Petr		Roman Kreuziger Cycling Acade	01:36:44	
78.	181	100 474 228 76		BARTA Martin		Team Auto Eder	01:36:44	
79.	161	100 365 521 09		ALBRECHT Pepe	*	Schwalbe Team Sachsen	01:36:44	
80.	145	100 798 768 54		RISHØJ Hugo	*	Tscherning Cycling Academy	01:36:44	
81.	24	100 866 806 95		DE CEUSTER Milan		Acrog-Tormans	01:36:44	
82.	126	100 204 802 19		VAAGENES Jonas		Team NCF Region West	01:36:44	
83.	22	100 528 021 34		BOEYEN Jelle	*	Acrog-Tormans	01:36:44	
84.	36	100 789 814 24		SIALKOWSKI Nikodem	*	ALKS Stal Grudziadz	01:36:44	
85.	52	101 159 516 59		HAINBUCHER Anton	*	LRV Oberösterreich	01:36:44	
86.	141	100 944 287 73		HAANING Sebastian	*	Tscherning Cycling Academy	01:36:44	
87.	56	100 641 921 56		STOCKER Marco		LRV Oberösterreich	01:36:44	
88.	203	101 296 640 25		LEGEAI Alban		Team Stadler Niedersachsen	01:36:44	
89.	45	100 778 492 51		JAKOBSØN Jakob Andreas Svale		Glåmdalen SK Elite Junior Team	01:36:44	
90.	96	100 226 678 70		TÖRNSTRÖM Linus		Svealand Cycling Team	01:36:44	
91.	95	100 222 836 11		STRIDSBERG Oliver		Svealand Cycling Team	01:36:44	
92.	66	100 793 743 73		WISNIEWSKI Szymon		Polish Cycling Federation	01:36:44	
93.	173	100 485 454 50		LÄSKER Jonathan	*	Stevens Juniorteam Thüringen	01:36:44	
94.	185	100 650 910 24		MARIVOET Duarte		Team Auto Eder	01:36:44	
95.	15	100 823 180 22		SCHWAR Endric		RSC Cottbus	01:36:44	
96.	54	101 202 416 85		POSCHACHER Valentin	*	LRV Oberösterreich	01:36:44	
97.	91	100 587 532 84		PERSSON Hugo		Svealand Cycling Team	01:36:44	
98.	1	100 508 924 46		ADAMCZAK Paul-Jonas	*	LV Brandenburg	01:36:44	
99.	165	100 622 586 06		LUCA Jacob		Schwalbe Team Sachsen	01:36:44	
100.	143	100 566 024 13		HOBOLTH Marius	*	Tscherning Cycling Academy	01:38:47	00:02:03
101.	101	101 062 611 57		GEORGIEV Veselin		Team Chernomorez - Omega	01:38:47	00:02:03
102.	202	100 648 646 88		DREWES Albrecht		Team Stadler Niedersachsen	01:36:44	
103.	172	101 136 702 40		KATARZYNSKI Maximilian		Stevens Juniorteam Thüringen	01:41:36	00:04:52
104.	175	101 312 435 09		MÜLLER Nico		Stevens Juniorteam Thüringen	01:42:55	00:06:11
105.	72	100 927 838 17		MAYER Jakob		Rexonix Kovo Praha	01:42:55	00:06:11
106.	204	100 363 998 38		LEHMEIER Tom Luis		Team Stadler Niedersachsen	01:44:24	00:07:40
107.	46	100 601 798 91		SVARSTAD Emil	*	Glåmdalen SK Elite Junior Team	01:44:24	00:07:40
108.	154	100 832 083 01		KÖNIG Aaron	*	LV Baden	01:44:24	00:07:40
109.	163	100 485 124 11		SCHENCK Moritz	*	Schwalbe Team Sachsen	01:44:28	00:07:44
110.	134	100 817 440 05		KNUDSEN Magnus Bachke		Team Bach Advokater - CEC jun	01:44:28	00:07:44
111.	152	100 731 082 74		KLEIN Julius	*	LV Baden	01:44:33	00:07:49
112.	115	101 068 057 71		TAKACS Peter		Team Lotus	01:47:25	00:10:41
113.	31	100 793 714 44		BLAZEJEWSKI Tomasz		ALKS Stal Grudziadz	01:48:03	00:11:19
114.	153	100 509 164 92		KEMM Samuel	*	LV Baden	01:48:03	00:11:19
115.	166	100 957 655 55		NOLTE Jannick	*	Schwalbe Team Sachsen	01:48:03	00:11:19
116.	16	100 816 969 19		OMANN Karl Gustav	*	RSC Cottbus	01:48:03	00:11:19
117.	33	100 773 324 24		KACZMARZYK Jan		ALKS Stal Grudziadz	01:48:03	00:11:19
118.	34	100 767 002 07		KUREK Wiktor		ALKS Stal Grudziadz	01:48:04	00:11:20
119.	112	101 198 284 27		ALMOS Bence	*	Team Lotus	01:48:04	00:11:20
120.	193	100 946 625 83		DREES Lennart	*	Team Rose NRW	01:51:26	00:14:42
121.	104	100 602 369 80		YANEV Dmitriy	*	Team Chernomorez - Omega	01:51:26	00:14:42
122.	13	101 025 245 36		MÜLLER Marius	*	RSC Cottbus	01:51:26	00:14:42
123.	103	100 602 357 68		TZONEV Yassen	*	Team Chernomorez - Omega	01:51:26	00:14:42
124.	192	100 901 461 24		BELL Moritz	*	Team Rose NRW	01:51:26	00:14:42

125.	51	101 066 925 06	 CZEPL Alexander	LRV Oberösterreich	01:51:26	00:14:42
126.	102	101 062 612 58	 HRISTOV Antony	* Team Chernomoretz - Omega	01:51:37	00:14:53

(Anzahl: 126)

**Nicht im Ziel:**

DNF 32	10104086236	JABLONSKI Kacper	ALKS Stal Grudziadz
DNF 44	10095157384	RYSLETEN-SOLVOLL Nikolai	Glåmdalen SK Elite Junior Team
DNF 113	10023635143	PAKOTH Andras	Team Lotus

(Anzahl: 3)

Kollegium der Kommissäre

# GESAMT - GÉNÉRAL - GENERAL

[www.rsc-cottbus.de](http://www.rsc-cottbus.de)

Renntitel: **46. Int. Cottbuser Junioren-Etappenfahrt 2023 | #1 | Rund um Drebkau**  
 Veranstalter: RSC Cottbus e.V. Ausrichter: RSC Cottbus e.V.  
 Datum/Date: 31.03.2023 Art: Strasse Ort/Place: Drebkau

## Rennen GE - Altersklasse: U19 Junioren (2.10)

Disziplin: Ges. Einzelwertung (GE) über 77.2 km

Name: **Gesamteinzelwertung (Gelbes Trikot - Yellow Jersey) #1**

Durchschnitt: 47,967 km/h

Pl.	Nr.	UCI-ID	NAME Vorname	Team	Zeit	Rückstand	Ru.  Pu.  Bon
Pl.	No.	UCI-ID	SURNAME Firstname	Team	Time	Gap	Rou Poi Bon
1.	182	100 753 898 95	 KURITS Karl	Team Auto Eder	01:36:34		
2.	186	100 473 299 20	 KRAL Krystof	Team Auto Eder *	01:36:35	00:00:01	
3.	196	100 587 442 91	 LEIDERT Louis	Team Rose NRW	01:36:40	00:00:06	
4.	123	100 204 870 87	 ORN-KRISTOFF Felix	Team NCF Region West *	01:36:41	00:00:07	
5.	2	100 583 791 29	 BENGELSDORF Lui	LV Brandenburg	01:36:41	00:00:07	
6.	136	100 224 993 34	 LARSSON Linus	Team Bach Advokater - CEC jun *	01:36:42	00:00:08	
7.	184	100 483 569 08	 FIETZKE Paul	Team Auto Eder *	01:36:42	00:00:08	
8.	121	100 805 711 13	 BRUUN Christopher	Team NCF Region West	01:36:42	00:00:08	
9.	201	100 558 013 53	 BINDER Moritz	Team Stadler Niedersachsen	01:36:42	00:00:08	
10.	25	100 758 175 07	 MEULEMANS Niel	Acrog-Tormans	01:36:43	00:00:09	
11.	26	100 651 194 17	 VUERINCKX Thomas	Acrog-Tormans	01:36:44	00:00:10	
12.	213	101 060 363 40	 MAST Florian	WRSV-Holzner-Radsportteam *	01:36:44	00:00:10	
13.	83	100 465 765 52	 SAFRANEK Ondrej	Roman Kreuziger Cycling Acade *	01:36:44	00:00:10	
14.	164	100 485 457 53	 KESSLER Bruno	Schwalbe Team Sachsen	01:36:44	00:00:10	
15.	61	100 797 311 52	 GALDYN Wiktor	Polish Cycling Federation *	01:36:44	00:00:10	
16.	53	100 609 824 66	 HAMPTON Cian	LRV Oberösterreich	01:36:44	00:00:10	
17.	81	100 472 803 09	 KOBR Richard	Roman Kreuziger Cycling Acade	01:36:44	00:00:10	
18.	43	100 811 612 94	 LANGEDRAG Hermann	Glämdalen SK Elite Junior Team	01:36:44	00:00:10	
19.	191	100 622 453 85	 ARENZ Leon	Team Rose NRW	01:36:44	00:00:10	
20.	124	101 044 015 85	 SANDSTAD Halvor Utengen	Team NCF Region West	01:36:44	00:00:10	
21.	133	100 969 063 17	 JOHANSEN Gustav	Team Bach Advokater - CEC jun *	01:36:44	00:00:10	
22.	162	100 544 783 15	 POST Niklas Fabian	Schwalbe Team Sachsen *	01:36:44	00:00:10	
23.	71	100 473 807 43	 BITTMAN Adam	Rexonix Kovo Praha *	01:36:44	00:00:10	
24.	73	100 566 316 14	 PURNOCH Matyas	Rexonix Kovo Praha *	01:36:44	00:00:10	
25.	5	100 458 919 93	 REIBSCH Jonas	LV Brandenburg	01:36:44	00:00:10	
26.	211	100 970 063 47	 EISELE Moritz	WRSV-Holzner-Radsportteam	01:36:44	00:00:10	
27.	156	100 593 152 78	 SCHEITINGER Linus	LV Baden	01:36:44	00:00:10	
28.	176	100 960 502 89	 SCHUTE Gregor	Stevens Juniorteam Thüringen *	01:36:44	00:00:10	
29.	74	100 473 184 02	 SAMEC Filip	Rexonix Kovo Praha	01:36:44	00:00:10	
30.	171	100 364 363 15	 HAUPT Connor	Stevens Juniorteam Thüringen	01:36:44	00:00:10	
31.	144	100 365 956 56	 JØRGENSEN Mads Schulz	Tscherning Cycling Academy	01:36:44	00:00:10	
32.	23	100 650 938 52	 VAN BYLEN Liam	Acrog-Tormans	01:36:44	00:00:10	
33.	55	100 511 168 59	 PREYLER Gabriel	LRV Oberösterreich *	01:36:44	00:00:10	
34.	142	100 609 920 65	 HERTZ Oskar	Tscherning Cycling Academy	01:36:44	00:00:10	
35.	94	100 564 854 07	 REVELJ Oskar	Svealand Cycling Team	01:36:44	00:00:10	
36.	183	100 556 620 18	 CLEMMENSEN Theodor	Team Auto Eder *	01:36:44	00:00:10	
37.	82	100 472 345 36	 KOHOUT Jaromir	Roman Kreuziger Cycling Acade	01:36:44	00:00:10	
38.	35	100 620 607 82	 WLODARCZYK Igor	ALKS Stal Grudziadz	01:36:44	00:00:10	
39.	93	100 225 935 06	 OLDIN Alfred	Svealand Cycling Team	01:36:44	00:00:10	
40.	116	100 561 354 96	 TÓTH Márkó	Team Lotus	01:36:44	00:00:10	
41.	174	100 485 468 64	 MEINBERG Eric	Stevens Juniorteam Thüringen *	01:36:44	00:00:10	
42.	64	100 652 948 25	 WIKA-CZARNOWSKI Dawid	Polish Cycling Federation	01:36:44	00:00:10	
43.	41	100 199 185 28	 JENSEN Espen	Glämdalen SK Elite Junior Team	01:36:44	00:00:10	
44.	195	100 909 695 13	 TELLBÜSCHER Neal	Team Rose NRW	01:36:44	00:00:10	
45.	12	100 499 998 44	 ENGELHARDT Luis	RSC Cottbus *	01:36:44	00:00:10	
46.	3	100 583 772 10	 HOPPE Arne	LV Brandenburg	01:36:44	00:00:10	
47.	216	100 842 474 13	 UHLIG Linus	WRSV-Holzner-Radsportteam	01:36:44	00:00:10	
48.	125	100 654 982 22	 UGLEHUS Mikal	Team NCF Region West	01:36:44	00:00:10	
49.	6	100 925 555 62	 RINTISCH Felix	LV Brandenburg	01:36:44	00:00:10	
50.	122	101 200 053 50	 LYGRA Vetle Gilje	Team NCF Region West *	01:36:44	00:00:10	
51.	21	100 650 943 57	 VAN DEN ABEELE Thibo	Acrog-Tormans	01:36:44	00:00:10	
52.	111	100 852 191 30	 CAMPEAN Catalin-Luca	Team Lotus *	01:36:44	00:00:10	
53.	65	100 603 294 35	 PERA Marcelli	Polish Cycling Federation *	01:36:44	00:00:10	
54.	212	100 631 158 60	HÜBNER Ferdinand	WRSV-Holzner-Radsportteam	01:36:44	00:00:10	
55.	4	100 363 894 31	LEU Richard	LV Brandenburg	01:36:44	00:00:10	

56.	151	100 830 222 80		GÖTZ Adrian	LV Baden		01:36:44	00:00:10
57.	63	100 778 993 67		LATKOWSKI Dawid	Polish Cycling Federation		01:36:44	00:00:10
58.	11	100 556 816 20		BINIENDA Konstantin	*	RSC Cottbus	01:36:44	00:00:10
59.	42	100 202 481 26		KJELDSAND Karl Emil		Glåmdalen SK Elite Junior Team	01:36:44	00:00:10
60.	84	100 047 726 83		PESEK Adam	*	Roman Kreuziger Cycling Acade	01:36:44	00:00:10
61.	85	100 473 739 72		SUMPIK Pavel	*	Roman Kreuziger Cycling Acade	01:36:44	00:00:10
62.	146	100 563 523 34		VAD Victor		Tscherning Cycling Academy	01:36:44	00:00:10
63.	194	100 543 989 94		KINGS Ian	*	Team Rose NRW	01:36:44	00:00:10
64.	131	100 484 213 70		PAARUP Jakob Falk		Team Bach Advokater - CEC jun	01:36:44	00:00:10
65.	92	100 904 122 66		MAGNUSSON Gustav	*	Svealand Cycling Team	01:36:44	00:00:10
66.	62	101 067 278 68		KIEREJEWski Igor	*	Polish Cycling Federation	01:36:44	00:00:10
67.	132	100 490 057 94		MERLÖV Ville		Team Bach Advokater - CEC jun	01:36:44	00:00:10
68.	135	100 489 979 16		KONGSTAD Alfred Mørch		Team Bach Advokater - CEC jun	01:36:44	00:00:10
69.	155	100 362 831 35		MARKERT Florian	*	LV Baden	01:36:44	00:00:10
70.	205	100 789 227 19		UNRUH Mirko	*	Team Stadler Niedersachsen	01:36:44	00:00:10
71.	214	101 200 250 53		WALZER Lukas		WRSV-Holczer-Radsporteam	01:36:44	00:00:10
72.	75	100 472 530 27		SILHAVY Daniel		Rexonix Kovo Praha	01:36:44	00:00:10
73.	114	100 797 173 11		STANIC Dusan	*	Team Lotus	01:36:44	00:00:10
74.	14	100 458 904 78		GERMER Paul	*	RSC Cottbus	01:36:44	00:00:10
75.	206	100 558 031 71		PETRY Paul-Felix	*	Team Stadler Niedersachsen	01:36:44	00:00:10
76.	76	100 473 154 69		SILHAVY Ondrej		Rexonix Kovo Praha	01:36:44	00:00:10
77.	86	100 936 805 60		HLADIK Petr		Roman Kreuziger Cycling Acade	01:36:44	00:00:10
78.	181	100 474 228 76		BARTA Martin		Team Auto Eder	01:36:44	00:00:10
79.	161	100 365 521 09		ALBRECHT Pepe	*	Schwalbe Team Sachsen	01:36:44	00:00:10
80.	145	100 798 768 54		RISHØJ Hugo	*	Tscherning Cycling Academy	01:36:44	00:00:10
81.	24	100 866 806 95		DE CEUSTER Milan		Acrog-Tormans	01:36:44	00:00:10
82.	126	100 204 802 19		VAAGENES Jonas		Team NCF Region West	01:36:44	00:00:10
83.	22	100 528 021 34		BOEYEN Jelle	*	Acrog-Tormans	01:36:44	00:00:10
84.	36	100 789 814 24		SIALKOWSKI Nikodem	*	ALKS Stal Grudziadz	01:36:44	00:00:10
85.	52	101 159 516 59		HAINBUCHER Anton	*	LRV Oberösterreich	01:36:44	00:00:10
86.	141	100 944 287 73		HAANING Sebastian	*	Tscherning Cycling Academy	01:36:44	00:00:10
87.	56	100 641 921 56		STOCKER Marco		LRV Oberösterreich	01:36:44	00:00:10
88.	203	101 296 640 25		LEGEAI Alban		Team Stadler Niedersachsen	01:36:44	00:00:10
89.	45	100 778 492 51		JAKOBSSEN Jakob Andreas Svale		Glåmdalen SK Elite Junior Team	01:36:44	00:00:10
90.	96	100 226 678 70		TÖRNSTRÖM Linus		Svealand Cycling Team	01:36:44	00:00:10
91.	95	100 222 836 11		STRIDSBERG Oliver		Svealand Cycling Team	01:36:44	00:00:10
92.	66	100 793 743 73		WISNIEWSKI Szymon		Polish Cycling Federation	01:36:44	00:00:10
93.	173	100 485 454 50		LÄSKER Jonathan	*	Stevens Juniorteam Thüringen	01:36:44	00:00:10
94.	185	100 650 910 24		MARIVOET Duarte		Team Auto Eder	01:36:44	00:00:10
95.	15	100 823 180 22		SCHWAR Endric		RSC Cottbus	01:36:44	00:00:10
96.	54	101 202 416 85		POSCHACHER Valentin	*	LRV Oberösterreich	01:36:44	00:00:10
97.	91	100 587 532 84		PERSSON Hugo		Svealand Cycling Team	01:36:44	00:00:10
98.	1	100 508 924 46		ADAMCZAK Paul-Jonas	*	LV Brandenburg	01:36:44	00:00:10
99.	165	100 622 586 06		LUCA Jacob		Schwalbe Team Sachsen	01:36:44	00:00:10
100.	202	100 648 646 88		DREWES Albrecht		Team Stadler Niedersachsen	01:36:44	00:00:10
101.	143	100 566 024 13		HOBOLTH Marius	*	Tscherning Cycling Academy	01:38:47	00:02:13
102.	101	101 062 611 57		GEORGIEV Veselin		Team Chernomoretz - Omega	01:38:47	00:02:13
103.	172	101 136 702 40		KATARZYNSKI Maximilian		Stevens Juniorteam Thüringen	01:41:36	00:05:02
104.	175	101 312 435 09		MÜLLER Nico		Stevens Juniorteam Thüringen	01:42:55	00:06:21
105.	72	100 927 838 17		MAYER Jakob		Rexonix Kovo Praha	01:42:55	00:06:21
106.	204	100 363 998 38		LEHMEIER Tom Luis		Team Stadler Niedersachsen	01:44:24	00:07:50
107.	46	100 601 798 91		SVARSTAD Emil	*	Glåmdalen SK Elite Junior Team	01:44:24	00:07:50
108.	154	100 832 083 01		KÖNIG Aaron	*	LV Baden	01:44:24	00:07:50
109.	163	100 485 124 11		SCHENCK Moritz	*	Schwalbe Team Sachsen	01:44:28	00:07:54
110.	134	100 817 440 05		KNUDSEN Magnus Bachke		Team Bach Advokater - CEC jun	01:44:28	00:07:54
111.	152	100 731 082 74		KLEIN Julius	*	LV Baden	01:44:33	00:07:59
112.	115	101 068 057 71		TAKACS Peter		Team Lotus	01:47:25	00:10:51
113.	31	100 793 714 44		BLAZEJEWSKI Tomasz		ALKS Stal Grudziadz	01:48:03	00:11:29
114.	153	100 509 164 92		KEMM Samuel	*	LV Baden	01:48:03	00:11:29
115.	166	100 957 655 55		NOLTE Jannick	*	Schwalbe Team Sachsen	01:48:03	00:11:29
116.	16	100 816 969 19		OMANN Karl Gustav	*	RSC Cottbus	01:48:03	00:11:29
117.	33	100 773 324 24		KACZMARZYK Jan		ALKS Stal Grudziadz	01:48:03	00:11:29
118.	34	100 767 002 07		KUREK Wiktor		ALKS Stal Grudziadz	01:48:04	00:11:30
119.	112	101 198 284 27		ALMOS Bence	*	Team Lotus	01:48:04	00:11:30
120.	193	100 946 625 83		DREES Lennart	*	Team Rose NRW	01:51:26	00:14:52
121.	104	100 602 369 80		YANEV Dmitriy	*	Team Chernomoretz - Omega	01:51:26	00:14:52
122.	13	101 025 245 36		MÜLLER Mardius	*	RSC Cottbus	01:51:26	00:14:52
123.	103	100 602 357 68		TZONEV Yassen	*	Team Chernomoretz - Omega	01:51:26	00:14:52
124.	192	100 901 461 24		BELL Moritz	*	Team Rose NRW	01:51:26	00:14:52

125.	51	101 066 925 06		CZEPL Alexander	LRV Oberösterreich	01:51:26	00:14:52
126.	102	101 062 612 58		HRISTOV Antony	* Team Chernomorez - Omega	01:51:37	00:15:03

(Anzahl: 126)

Kollegium der Kommissäre

# SPRINT

www.rsc-cottbus.de

Renntitel: **46. Int. Cottbuser Junioren-Etappenfahrt 2023 | #1 | Rund um Drebkau**  
Veranstalter: RSC Cottbus e.V. Ausrichter: RSC Cottbus e.V.  
Datum/Date: 31.03.2023 Art: Strasse Ort/Place: Drebkau

## Rennen SW01 - Altersklasse: U19 Junioren (2.10)

Disziplin: Sprintwertung

Name: **Sprint 01, 1. Runde, km 19.3**

Durchschnitt: km/h

Pl.	Nr.	UCI-ID	NAME Vorname	Team	Zeit	Rückstand	Ru.   Pu.   Bon
Pl.	No.	UCI-ID	SURNAME Firstname	Team	Time	Gap	Rou Poi Bon
1.	2	100 583 791 29	 BENGELSDORF Lui	LV Brandenburg			3
2.	201	100 558 013 53	 BINDER Moritz	Team Stadler Niedersachsen			2
3.	25	100 758 175 07	 MEULEMANS Niel	Acrog-Tormans			1




(Anzahl: 3)

## Rennen SW02 - Altersklasse: U19 Junioren (2.10)

Disziplin: Sprintwertung

Name: **Sprint 02, 2. Runde, km 38.6**

Durchschnitt: km/h

Pl.	Nr.	UCI-ID	NAME Vorname	Team	Zeit	Rückstand	Ru.   Pu.   Bon
Pl.	No.	UCI-ID	SURNAME Firstname	Team	Time	Gap	Rou Poi Bon
1.	186	100 473 299 20	 KRAL Krystof	* Team Auto Eder			3
2.	184	100 483 569 08	 FIETZKE Paul	* Team Auto Eder			2
3.	136	100 224 993 34	 LARSSON Linus	* Team Bach Advokater - CEC jun			1




(Anzahl: 3)

## Rennen SW03 - Altersklasse: U19 Junioren (2.10)

Disziplin: Sprintwertung

Name: **Sprint 03, 3. Runde, km 57.9**

Durchschnitt: km/h

Pl.	Nr.	UCI-ID	NAME Vorname	Team	Zeit	Rückstand	Ru.   Pu.   Bon
Pl.	No.	UCI-ID	SURNAME Firstname	Team	Time	Gap	Rou Poi Bon
1.	123	100 204 870 87	 ORN-KRISTOFF Felix	* Team NCF Region West			3
2.	121	100 805 711 13	 BRUUN Christopher	Team NCF Region West			2
3.	136	100 224 993 34	 LARSSON Linus	* Team Bach Advokater - CEC jun			1


(Anzahl: 3)

## Rennen TS - Altersklasse: U19 Junioren (2.10)

Disziplin: Sprintwertung

Name: **Tagessprintwertung #1**

Durchschnitt: km/h

Pl.	Nr.	UCI-ID	NAME Vorname	Team	Zeit	Rückstand	Ru.   Pu.   Bon
Pl.	No.	UCI-ID	SURNAME Firstname	Team	Time	Gap	Rou Poi Bon
1.	186	100 473 299 20	 KRAL Krystof	* Team Auto Eder			3
2.	123	100 204 870 87	 ORN-KRISTOFF Felix	* Team NCF Region West			3
3.	2	100 583 791 29	 BENGELSDORF Lui	LV Brandenburg			3
4.	136	100 224 993 34	 LARSSON Linus	* Team Bach Advokater - CEC jun			2
5.	184	100 483 569 08	 FIETZKE Paul	* Team Auto Eder			2
6.	121	100 805 711 13	 BRUUN Christopher	Team NCF Region West			2
7.	201	100 558 013 53	 BINDER Moritz	Team Stadler Niedersachsen			2
8.	25	100 758 175 07	 MEULEMANS Niel	Acrog-Tormans			1




(Anzahl: 8)

## Rennen GS - Altersklasse: U19 Junioren (2.10)






Disziplin: Sprintwertung

Name: **Sprintwertung (Weißes Trikot - White Jersey) #1**

Durchschnitt: km/h

Pl.	Nr.	UCI-ID	NAME Vorname	Team	Zeit	Rückstand	Ru.   Pu.   Bon
Pl.	No.	UCI-ID	SURNAME Firstname	Team	Time	Gap	Rou Poi Bon
1.	186	100 473 299 20	 KRAL Krystof	* Team Auto Eder			3
2.	123	100 204 870 87	 ORN-KRISTOFF Felix	* Team NCF Region West			3
3.	2	100 583 791 29	 BENGELSDORF Lui	LV Brandenburg			3



4.	201	100 558 013 53		BINDER Moritz		Team Stadler Niedersachsen	2
5.	136	100 224 993 34		LARSSON Linus	*	Team Bach Advokater - CEC jun	2
6.	184	100 483 569 08		FIETZKE Paul	*	Team Auto Eder	2
7.	121	100 805 711 13		BRUUN Christopher		Team NCF Region West	2
8.	25	100 758 175 07		MEULEMANS Niel		Acrog-Tormans	1

(Anzahl: 8)

Kollegium der Kommissäre

# GESAMTEINZELWERTUNG (SPLIT)

[www.rsc-cottbus.de](http://www.rsc-cottbus.de)

Renntitel: <b>46. Int. Cottbuser Junioren-Etappenfahrt 2023   #1   Rund um Drebkau</b>		
Veranstalter: RSC Cottbus e.V.	Ausrichter: RSC Cottbus e.V.	
Datum/Date: 31.03.2023	Art: Strasse	Ort/Place: Drebkau

## Rennen GE\_N - Altersklasse: U19 Junioren (2.10)

Disziplin: Ges. Einzelwertung (Split) über 77.2 km

Name: **Bester Nachwuchsfahrer (Rosa Trikot - Pink Jersey) #1**

Durchschnitt: 47,959 km/h

Pl.	Nr.	UCI-ID	NAME Vorname	Team	Zeit	Rückstand	Ru.   Pu.   Bon
Pl.	No.	UCI-ID	SURNAME Firstname	Team	Time	Gap	Rou Poi Bon
1.	186	100 473 299 20	KRAL Krystof	* Team Auto Eder	01:36:35		
2.	123	100 204 870 87	ORN-KRISTOFF Felix	* Team NCF Region West	01:36:41	00:00:06	
3.	136	100 224 993 34	LARSSON Linus	* Team Bach Advokater - CEC jun	01:36:42	00:00:07	
4.	184	100 483 569 08	FIETZKE Paul	* Team Auto Eder	01:36:42	00:00:07	
5.	213	101 060 363 40	MAST Florian	* WRSV-Holzger-Radsportteam	01:36:44	00:00:09	
6.	83	100 465 765 52	SAFRANEK Ondrej	* Roman Kreuziger Cycling Acade	01:36:44	00:00:09	
7.	61	100 797 311 52	GALDYN Wiktor	* Polish Cycling Federation	01:36:44	00:00:09	
8.	133	100 969 063 17	JOHANSEN Gustav	* Team Bach Advokater - CEC jun	01:36:44	00:00:09	
9.	162	100 544 783 15	POST Niklas Fabian	* Schwalbe Team Sachsen	01:36:44	00:00:09	
10.	71	100 473 807 43	BITTMAN Adam	* Rexonix Kovo Praha	01:36:44	00:00:09	
11.	73	100 566 316 14	PURNOCH Matyas	* Rexonix Kovo Praha	01:36:44	00:00:09	
12.	176	100 960 502 89	SCHUTE Gregor	* Stevens Juniorteam Thüringen	01:36:44	00:00:09	
13.	55	100 511 168 59	PREYLER Gabriel	* LRV Oberösterreich	01:36:44	00:00:09	
14.	183	100 556 620 18	CLEMMENSEN Theodor	* Team Auto Eder	01:36:44	00:00:09	
15.	174	100 485 468 64	MEINBERG Eric	* Stevens Juniorteam Thüringen	01:36:44	00:00:09	
16.	12	100 499 998 44	ENGELHARDT Luis	* RSC Cottbus	01:36:44	00:00:09	
17.	122	101 200 053 50	LYGRA Vetle Gilje	* Team NCF Region West	01:36:44	00:00:09	
18.	111	100 852 191 30	CAMPEAN Catalin-Luca	* Team Lotus	01:36:44	00:00:09	
19.	65	100 603 294 35	PERA Marcelli	* Polish Cycling Federation	01:36:44	00:00:09	
20.	11	100 556 816 20	BINIENDA Konstantin	* RSC Cottbus	01:36:44	00:00:09	
21.	84	100 047 726 83	PESEK Adam	* Roman Kreuziger Cycling Acade	01:36:44	00:00:09	
22.	85	100 473 739 72	SUMPIK Pavel	* Roman Kreuziger Cycling Acade	01:36:44	00:00:09	
23.	194	100 543 989 94	KINGS Ian	* Team Rose NRW	01:36:44	00:00:09	
24.	92	100 904 122 66	MAGNUSSON Gustav	* Svealand Cycling Team	01:36:44	00:00:09	
25.	62	101 067 278 68	KIJEJEWSKI Igor	* Polish Cycling Federation	01:36:44	00:00:09	
26.	155	100 362 831 35	MARKERT Florian	* LV Baden	01:36:44	00:00:09	
27.	205	100 789 227 19	UNRUH Mirko	* Team Stadler Niedersachsen	01:36:44	00:00:09	
28.	114	100 797 173 11	STANIC Dusan	* Team Lotus	01:36:44	00:00:09	
29.	14	100 458 904 78	GERMER Paul	* RSC Cottbus	01:36:44	00:00:09	
30.	206	100 558 031 71	PETRY Paul-Felix	* Team Stadler Niedersachsen	01:36:44	00:00:09	
31.	161	100 365 521 09	ALBRECHT Pepe	* Schwalbe Team Sachsen	01:36:44	00:00:09	
32.	145	100 798 768 54	RISHØJ Hugo	* Tscherning Cycling Academy	01:36:44	00:00:09	
33.	22	100 528 021 34	BOEYEN Jelle	* Acrog-Tormans	01:36:44	00:00:09	
34.	36	100 789 814 24	SIALKOWSKI Nikodem	* ALKS Stal Grudziadz	01:36:44	00:00:09	
35.	52	101 159 516 59	HAINBUCHER Anton	* LRV Oberösterreich	01:36:44	00:00:09	
36.	141	100 944 287 73	HAANING Sebastian	* Tscherning Cycling Academy	01:36:44	00:00:09	
37.	173	100 485 454 50	LÄSKER Jonathan	* Stevens Juniorteam Thüringen	01:36:44	00:00:09	
38.	54	101 202 416 85	POSCHACHER Valentin	* LRV Oberösterreich	01:36:44	00:00:09	
39.	1	100 508 924 46	ADAMCZAK Paul-Jonas	* LV Brandenburg	01:36:44	00:00:09	
40.	143	100 566 024 13	HOBOLTH Marius	* Tscherning Cycling Academy	01:38:47	00:02:12	
41.	46	100 601 798 91	SVARSTAD Emil	* Glåmdalen SK Elite Junior Team	01:44:24	00:07:49	
42.	154	100 832 083 01	KÖNIG Aaron	* LV Baden	01:44:24	00:07:49	
43.	163	100 485 124 11	SCHENCK Moritz	* Schwalbe Team Sachsen	01:44:28	00:07:53	
44.	152	100 731 082 74	KLEIN Julius	* LV Baden	01:44:33	00:07:58	
45.	153	100 509 164 92	KEMM Samuel	* LV Baden	01:48:03	00:11:28	
46.	166	100 957 655 55	NOLTE Jannick	* Schwalbe Team Sachsen	01:48:03	00:11:28	
47.	16	100 816 969 19	OMANN Karl Gustav	* RSC Cottbus	01:48:03	00:11:28	
48.	112	101 198 284 27	ALMOS Bence	* Team Lotus	01:48:04	00:11:29	
49.	193	100 946 625 83	DREES Lennart	* Team Rose NRW	01:51:26	00:14:51	
50.	104	100 602 369 80	YANEV Dmitriy	* Team Chernomoretz - Omega	01:51:26	00:14:51	
51.	13	101 025 245 36	MÜLLER Mardius	* RSC Cottbus	01:51:26	00:14:51	
52.	103	100 602 357 68	TZONEV Yassen	* Team Chernomoretz - Omega	01:51:26	00:14:51	
53.	192	100 901 461 24	BELL Moritz	* Team Rose NRW	01:51:26	00:14:51	
54.	102	101 062 612 58	HRISTOV Antonyy	* Team Chernomoretz - Omega	01:51:37	00:15:02	

(Anzahl: 54)

Kollegium der Kommissäre

## Communiqué stage 1

Art. 2.6.027: following an incident in the final 3 km #202 DREWES Albrecht (Team Stadler Niedersachsen) is credited with the same finishing time as the bunch.

Riders are reminded to respect the environment and not litter.

Riders are reminded to ensure that their numbers are visible.